


Ikuü 1100W Smart WIFI Panel Heater


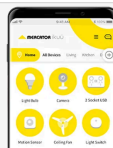
MPH1000

Key Features:

- Intelligent power control – Heater adjusts the power output automatically, based on the temperature difference between room temperature and target temperature
- Digital display and control
- Wall mount/freestanding accessory included
- On/off switch
- Heat level adjustment
- Scenes and automation
- Scheduling & countdown timers
- 24-hour timer
- Child lock
- Flex and plug fitted





Colour	White
Compliance standards	AS/NZS 60335-1, AS/NZS 60335-2-30 and EMC requirements
Wattage	1100W

One Clever App

Easy, Seamless, Integrated
Anywhere, anytime control

Automate events
Control device groups
Schedule timers

IP24
RATING

Wi-Fi

Dimensions

